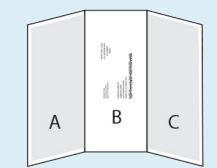


Placeholder text... Replace this placeholder text with text of your own.

Placeholder text...  
Replace this placeholder text with text of your own.

Use this template  
To produce the:  
**Brochure, self-mailer**  
**Finished size: 11" x 8.5"**  
**Artwork size: 11.25" x 8.75"**  
You may find it helpful to print a copy of this page before you delete these instructions.



Panel A faces inward and is not visible to the addressee when the brochure is delivered. It is the first pane that addressee will see after opening the brochure.  
Panel B, the address panel, is the back of the brochure and is visible to the addressee when the flyer is delivered.  
Panel C is the cover of the brochure and faces outward when the brochure is delivered.



This space reserved for  
Postal Address and Delivery Bar Code ONLY.  
Content placed on this side of the  
red dotted line will not be printed.

RETURN ADDRESS  
AREA

Placeholder text... Replace this placeholder text with text of your own.

A

B

C



This is the outside edge of the final, printed mailpiece.

This 1/8" bleed area (pink) will be trimmed off all sides.

We recommend keeping text content 1/4" from the edge.



Want your image printed to the edge on all sides? Extend it at least 1/8" into the trim area.

8.5"

11"

3.56"

3.72"

3.72"

.25"

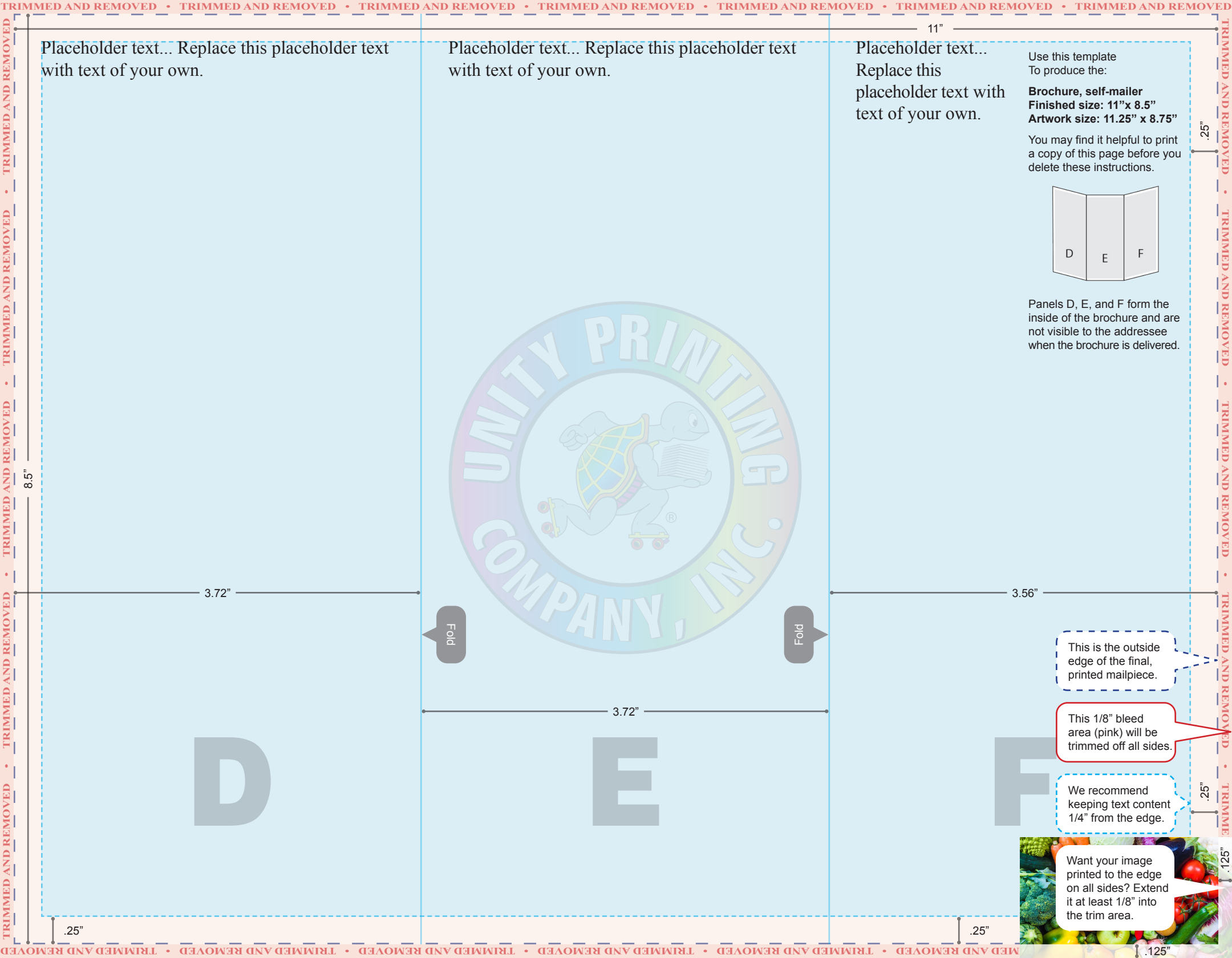
.25"

.25"

.25"

.125"

.125"

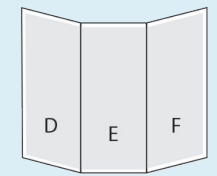


Placeholder text... Replace this placeholder text with text of your own.

Placeholder text... Replace this placeholder text with text of your own.

Placeholder text...  
Replace this placeholder text with text of your own.

Use this template  
To produce the:  
**Brochure, self-mailer**  
**Finished size: 11" x 8.5"**  
**Artwork size: 11.25" x 8.75"**  
You may find it helpful to print a copy of this page before you delete these instructions.



Panels D, E, and F form the inside of the brochure and are not visible to the addressee when the brochure is delivered.

8.5"

11"

3.72"

3.56"

Fold

Fold

3.72"

D

E

F

This is the outside edge of the final, printed mailpiece.

This 1/8" bleed area (pink) will be trimmed off all sides.

We recommend keeping text content 1/4" from the edge.



Want your image printed to the edge on all sides? Extend it at least 1/8" into the trim area.

.25"

.25"

.125"